



ASBK.COM.AU f t i y

Round 5 : Morgan Park Raceway : August 25 - 27

HI-TEC BATTERIES AUSTRALIAN SUPERSPORT 300 CHAMPIONSHIP

Qualifying 2

Date: 26/08/17
 Event: Q07
 Weather: Sunny - 18.2C
 Track: Dry - Temp: 32.7C

Started at: 12:09:18
 Laps: 20 Min
 Starters: 38
 Printed at: 12:41

PROVISIONAL CLASSIFICATION

Pos	No	Gr	Name	Class	Machine	Fastest Lap	On Lap	Behind Prev	Behind Leader	Top Speed
1	86	J	Oliver BAYLISS (QLD) / Cube Racing / Australian Outdoor Living / Motul / Pirelli / Sprint Filter	U300	Kawasaki EX 300	1:23.940	9 of 10			157
2	33	J	Reid BATTYE (NSW) / Bcperformance Junior Team / Landscapesupplies.com.au / IPONE	U300	Kawasaki EX 300	1:23.950	6 of 13	.010	.010	157
3	29	J	Billy VAN EERDE (NSW) / KTM Aust. / Hunter Valley M'cycles / Chris Watson M'cycles	O300	KTM RC 390	1:24.134	5 of 13	.184	.194	161
4	151	C	Locky TAYLOR (QLD) / LTR Racing / Fitness2Podium / Lki Brand / ART Ridedynamics / TC Tipers	O300	Yamaha R3 321	1:24.217	5 of 13	.083	.277	159
5	37	J	Jack MAHAFFY (VIC) / JDS Moto / Eastern Security Doors / JLT Insurance / TelMe Fleet / SignPro	O300	Yamaha R3 321	1:24.328	5 of 13	.111	.388	160
6	83	C	Lachlan EPIS (NSW) / NextGen Motorsports / ResponseRE / Blue Tongue Finance	U300	Kawasaki EX 300	1:24.685	10 of 11	.357	.745	155
7	44	C	Tom BRAMICH (VIC) / Ron Angel Classic Racing / Nolan Helmets / YRD / Ricondi / BoardPro	O300	Yamaha R3 321	1:25.188	12 of 13	.503	1.248	156
8	333	B	Yanni SHAW (NSW) / Bcperformance Junior Team / Landscapesupplies.com.au / IPONE	U300	Kawasaki EX 300	1:25.300	11 of 12	.112	1.360	157
9	41	A	Max CROKER (NSW) / KTM Aust. / Nolan Helmets / Bridgestone / Ron Angel Classic Racing	O300	KTM RC 390	1:25.370	2 of 8	.070	1.430	163
10	14	B	Broc PEARSON (QLD) / Yamaha / YRD / Maxima Oils / World Gym / Kabuto / Pirelli Tyres	O300	Yamaha R3 321	1:25.382	11 of 13	.012	1.442	157
11	57	J	Seth CRUMP (QLD) / Jason Crump / \$roCK Oil / KTM Brisbane / Bell / Alpinestars	O300	KTM RC 390	1:25.466	5 of 14	.084	1.526	161

Scott Laing
 Chief Time Keeper - Scott Laing

Tom Williams
 Clerk of Course - Tom Williams



Computime Race Timing Systems Pty Ltd © 1996
 Licensed to Computime Race Timing Systems

www.computime.com.au

COMPUTIME RACE TIMING SYSTEMS PTY LTD



ASBK.COM.AU f t i y

Round 5 : Morgan Park Raceway : August 25 - 27

HI-TEC BATTERIES AUSTRALIAN SUPERSPORT 300 CHAMPIONSHIP

Qualifying 2

Date: 26/08/17
 Event: Q07
 Weather: Sunny - 18.2C
 Track: Dry - Temp: 32.7C

Started at: 12:09:18
 Laps: 20 Min
 Starters: 38
 Printed at: 12:41

PROVISIONAL CLASSIFICATION

Pos	No	Gr	Name	Class	Machine	Fastest Lap	On Lap	Behind Prev	Behind Leader	Top Speed
12	87	A	Zac LEVY (QLD) / Tahli Passeri / Puma RV's / Hannay Lawyers / RaceArt Aust / Kabuto Helmets	O300	Yamaha R3 321	1:25.589	3 of 12	.123	1.649	156
13	66	J	Joel KELSO (NT) / Deborah Motorsports / Mum / The Grinning Dingo / West Sliders	O300	Yamaha R3 321	1:25.893	12 of 13	.304	1.953	158
14	71	J	Tommy EDWARDS (NSW) / Alpinestars / Yamaha Aust. / Repsol / Bell / Dunlop / Nautical Pools	O300	Yamaha R3 321	1:25.894	6 of 13	.001	1.954	159
15	1	A	Brandon DEMMERY (NSW) / Deborah M'sports / Yamaha YRD / Dunlop / RescomErebus Academy	O300	Yamaha R3 321	1:26.014	9 of 13	.120	2.074	159
16	21	A	Jarred BROOK (QLD) / KTM Aust. / Wide Bay M'cycles / Shoei Helmets / Motul / Pirelli / Shark	O300	KTM RC 390	1:26.024	10 of 14	.010	2.084	159
17	20	B	Hunter FORD (NSW) / Ford Brothers Racing / Huntingtons NSW / Hunter Bikers Events / Bell	O300	Yamaha R3 321	1:26.329	8 of 12	.305	2.389	157
18	115		Rogan CHANDLER (NZ) / Acid Racing / Race Centre / Mum & Dad / Dimond Design	O300	Yamaha R3 321	1:26.568	10 of 11	.239	2.628	151
19	93	B	Drew SELLS (VIC) / Race Centre / Oilee Racing / Peter Stevens Motorcycles / Rubic	U300	Kawasaki EX 300	1:26.788	12 of 13	.220	2.848	153
20	12	A	Warwick NOWLAND (NSW) / WNR / Motul / Draggin Jeans / Obvious	U300	Kawasaki EX 300	1:27.133	5 of 6	.345	3.193	155
21	58		Mitch KUHNE (QLD) / Shark Leathers / Airoh Helmets / Lucas Oils	O300	Yamaha R3 321	1:27.494	5 of 13	.361	3.554	150
22	117	J	Zane FORD (NSW) / Ford Brothers Racing / Huntingtons NSW / Hunter Bikers Events / Earmold	U300	Kawasaki EX 300	1:27.636	6 of 9	.142	3.696	155
23	355	C	Laura BROWN (NSW) / Ricondi / Draggin Jeans / Shark Helmets / Falco Motorcycle Boots / WNR	U300	Kawasaki EX 300	1:27.753	3 of 10	.117	3.813	155
24	24		Ben BRAMICH (VIC) / Ron Angel Classic Racing / Nolan Helmets / Yamaha YRD / Ricondi	O300	Yamaha R3 321	1:27.828	2 of 7	.075	3.888	157

Scott Laing
 Chief Time Keeper - Scott Laing

Tom Williams
 Clerk of Course - Tom Williams

Computime Race Timing Systems Pty Ltd © 1996
 Licensed to Computime Race Timing Systems

www.computime.com.au

COMPUTIME RACE TIMING SYSTEMS PTY LTD





ASBK.COM.AU f t i y

Round 5 : Morgan Park Raceway : August 25 - 27

HI-TEC BATTERIES AUSTRALIAN SUPERSPORT 300 CHAMPIONSHIP

Qualifying 2

Date: 26/08/17
 Event: Q07
 Weather: Sunny - 18.2C
 Track: Dry - Temp: 32.7C


Started at: 12:09:18
 Laps: 20 Min
 Starters: 38
 Printed at: 12:41

PROVISIONAL CLASSIFICATION

Pos	No	Gr	Name	Class	Machine	Fastest Lap	On Lap	Behind Prev	Behind Leader	Top Speed
25	15	J	Bronson PICKETT (WA) / Pete's Harley & Dyno Serv. / M&B Garden Bags / M&B Rubbish Disposals	U300	Kawasaki EX 300	1:27.963	12 of 13	.135	4.023	152
26	10	J	Callum O'BRIEN (WA) / Clean Ride Racing	O300	KTM RC 390	1:28.033	12 of 13	.070	4.093	157
27	48		Sharni PINFOLD (QLD) / Shark Leathers / A1 Race Paint / Northstar Yamaha / Nolan X-Lite Helmets	O300	Yamaha R3 321	1:28.091	10 of 14	.058	4.151	155
28	28	C	Tayla RELPH (QLD) / Motorcycle Sportsmen / Earmould Aust / NorthStar Yamaha / Pirelli	O300	Yamaha R3 321	1:28.165	4 of 13	.074	4.225	151
29	152		Danyon TURNER (QLD) / 52 Motorsports / Brisbane M-cycles	O300	Yamaha R3 321	1:28.245	10 of 14	.080	4.305	155
30	34		Boyd HOCKING (VIC) / DPH Motorsport Yamaha	O300	Yamaha R3 321	1:28.458	7 of 11	.213	4.518	148
31	97	J	Peter NERLICH (VIC) / TCN Racing / Bill Nerlich / BART	U300	Kawasaki EX 300	1:29.082	4 of 14	.624	5.142	150
32	65	C	Jonah SITA (WA) / Flashpoint Motorsport / Michael Sita	O300	Yamaha R3 321	1:29.594	8 of 9	.512	5.654	153
33	54		Jason WHITEHEAD (QLD) / Emma	U300	Kawasaki EX 300	1:30.109	2 of 3	.515	6.169	150
34	337	C	Gregory FARRELL (NSW) / Bcperformance / Landscapesupplies.com.au	U300	Kawasaki EX 300	1:30.178	11 of 12	.069	6.238	149
35	70	J	Troy RYAN (NSW) / Taree Motorcycles	O300	Yamaha R3 321	1:30.442	9 of 13	.264	6.502	151
36	520		Shelby TURNER (QLD) / Pro Cycle Dyno / M-cycle Exhaust Professionals / KFM Smash Repairs	U300	Kawasaki EX 300	1:31.776	2 of 13	1.334	7.836	152
37	35	D	Matt O'CONNELL (NSW) / AMCN / Pirelli / YMF / Fred Gassit Yukkarn	O300	Yamaha R3 321	1:32.443	9 of 12	.667	8.503	144
38	22	D	Keegan PICKERING (NSW) / Maroochydore Beach Motel / Earmould Aust / West Sliders	U300	Kawasaki EX 300	1:34.958	9 of 12	2.515	11.018	153

The results are provisional until the end of the time limit for protests and appeals.


 Chief Time Keeper - Scott Laing


 Clerk of Course - Tom Williams



Computime Race Timing Systems Pty Ltd © 1996
 Licensed to Computime Race Timing Systems

www.computime.com.au

COMPUTIME RACE TIMING SYSTEMS PTY LTD





ASBK.COM.AU f t i y

Round 5 : Morgan Park Raceway : August 25 - 27

HI-TEC BATTERIES AUSTRALIAN SUPERSPORT 300 CHAMPIONSHIP

Qualifying 2

Date: 26/08/17
 Event: Q07
 Weather: Sunny - 18.2C
 Track: Dry - Temp: 32.7C

Started at: 12:09:18
 Laps: 20 Min
 Starters: 38
 Printed at: 12:41

PROVISIONAL LAP TIMES

No	Name	Lap 1	Lap 2	Lap 3	Lap 4	Lap 5	Lap 6	Lap 7	Lap 8	Lap 9	Lap 10
1	Brandon DEMMERY (NSW)	1:41.583	1:32.637	1:27.643	1:27.770	1:26.238	1:26.539	1:35.387	2:12.406	1:26.014	1:26.179
		10	1:26.467	1:27.433	2:09.042						
10	Callum O'BRIEN (WA)	1:30.058	1:29.693	1:35.314	1:29.397	1:28.553	1:29.171	1:34.262	1:28.323	1:32.480	1:33.221
		10	1:28.592	1:28.033	1:41.547						
12	Warwick NOWLAND (NSW)	1:28.496	1:28.729	1:29.192	1:27.273	1:27.133	1:47.174				
14	Broc PEARSON (QLD)	1:49.362	1:25.429	1:27.124	1:26.602	1:25.640	1:26.044	1:30.210	2:19.346	1:25.448	1:26.932
		10	1:25.382	1:39.654	1:50.000						
15	Bronson PICKETT (WA)	1:30.167	1:29.706	1:28.795	1:29.553	1:28.325	1:28.826	1:31.506	1:29.065	1:38.636	2:26.161
		10	1:29.312	1:27.963	2:07.409						
20	Hunter FORD (NSW)	1:28.947	1:28.255	1:26.864	1:35.197	2:23.541	1:31.298	1:28.250	1:26.329	1:34.317	2:50.653
		10	1:26.467	2:11.608							
21	Jarred BROOK (QLD)	1:28.672	1:28.145	1:27.542	1:26.445	1:26.314	1:26.257	1:27.524	1:26.493	1:26.432	1:26.024
		10	1:26.402	1:26.250	1:26.127	1:48.532					
22	Keegan PICKERING (NSW)	1:35.699	1:35.989	1:35.847	1:42.922	2:30.749	1:35.808	1:36.143	1:35.571	1:34.958	1:35.701
		10	1:35.611	2:19.621							
24	Ben BRAMICH (VIC)	1:29.585	1:27.828	1:29.116	11:03.839	1:28.996	1:28.599	2:15.999			
28	Tayla RELPH (QLD)	1:29.772	1:28.511	1:28.921	1:28.165	1:28.222	1:28.830	1:29.410	1:35.490	2:58.380	1:28.521
		10	1:28.408	1:28.203	2:10.884						
29	Billy VAN EERDE (NSW)	1:27.660	1:27.080	1:25.153	1:24.581	1:24.134	1:27.929	1:38.958	2:18.403	1:28.947	1:32.487
		10	1:25.828	1:26.864	1:54.059						
33	Reid BATTYE (NSW)	1:25.542	1:24.862	1:27.231	1:24.812	1:27.899	1:23.950	1:37.727	3:29.252	1:25.238	1:24.796
		10	1:24.511	1:24.419	2:13.598						
34	Boyd HOCKING (VIC)	1:51.175	1:29.233	1:29.198	1:32.270	1:31.478	1:28.856	1:28.458	1:35.237	1:28.979	1:31.099
		10	1:46.430								
35	Matt O'CONNELL (NSW)	1:36.184	1:33.541	1:33.214	1:34.536	1:33.868	1:33.813	1:33.168	1:33.256	1:32.443	1:32.913
		10	1:32.888	3:22.182							
37	Jack MAHAFFY (VIC)	1:27.799	1:27.920	1:24.713	1:25.762	1:24.328	1:24.912	1:41.265	2:19.148	1:34.139	1:25.760
		10	1:24.494	1:24.453	2:02.219						
41	Max CROKER (NSW)	4:28.841	1:25.370	2:16.381	1:25.732	1:26.823	1:30.296	2:06.977	3:05.932		
44	Tom BRAMICH (VIC)	1:28.090	1:26.419	1:25.766	1:25.895	1:25.478	1:44.537	2:02.348	1:26.130	1:26.527	1:26.606
		10	1:26.710	1:25.188	1:42.369						
48	Sharni PINFOLD (QLD)	1:31.211	1:29.902	1:30.025	1:28.954	1:30.042	1:31.191	1:29.444	1:28.741	1:28.312	1:28.091
		10	1:28.649	1:28.639	1:28.550	1:51.199					
54	Jason WHITEHEAD (QLD)	1:31.650	1:30.109	1:30.783							
57	Seth CRUMP (QLD)	1:28.559	1:28.461	1:27.345	1:26.313	1:25.466	1:26.440	1:26.812	1:28.823	1:26.633	1:25.468
		10	1:25.671	1:26.766	2:01.826	2:11.085					

Scott Laing
 Chief Time Keeper - Scott Laing

Tom Williams
 Clerk of Course - Tom Williams



Computime Race Timing Systems Pty Ltd © 1996
 Licensed to Computime Race Timing Systems

www.computime.com.au

COMPUTIME RACE TIMING SYSTEMS PTY LTD



ASBK.COM.AU f t i y

Round 5 : Morgan Park Raceway : August 25 - 27

HI-TEC BATTERIES AUSTRALIAN SUPERSPORT 300 CHAMPIONSHIP

Qualifying 2


Date: 26/08/17
 Event: Q07
 Weather: Sunny - 18.2C
 Track: Dry - Temp: 32.7C


Started at: 12:09:18
 Laps: 20 Min
 Starters: 38
 Printed at: 12:41

PROVISIONAL LAP TIMES

No	Name	Lap 1	Lap 2	Lap 3	Lap 4	Lap 5	Lap 6	Lap 7	Lap 8	Lap 9	Lap 10
58	Mitch KUHNE (QLD)	1:30.400	1:29.671	1:28.629	1:33.150	<u>1:27.494</u>	1:39.373	1:28.946	1:28.416	1:29.824	1:28.283
	10	1:29.344	1:30.513	1:46.825							
65	Jonah SITA (WA)	1:30.733	1:30.007	1:30.091	1:30.977	1:32.152	1:30.400	1:31.154	<u>1:29.594</u>	1:53.068	
66	Joel KELSO (NT)	1:38.138	1:31.443	1:28.857	1:28.392	1:27.699	1:36.620	2:54.191	1:27.336	1:27.388	1:26.821
	10	1:26.202	<u>1:25.893</u>	2:17.270							
70	Troy RYAN (NSW)	1:31.648	1:31.287	1:32.991	1:31.244	1:31.534	1:32.238	1:31.081	1:31.692	<u>1:30.442</u>	1:30.878
	10	1:33.674	1:30.523	2:05.234							
71	Tommy EDWARDS (NSW)	1:28.026	1:27.976	1:26.295	1:26.093	1:27.100	<u>1:25.894</u>	1:36.450	2:15.925	1:28.913	1:31.178
	10	1:27.170	1:26.690	2:03.018							
83	Lachlan EPIS (NSW)	1:26.442	1:24.843	1:25.872	1:34.983	4:21.065	3:09.933	1:30.238	1:25.553	1:25.880	<u>1:24.685</u>
	10	1:56.598									
86	Oliver BAYLISS (QLD)	1:26.185	1:26.140	1:25.641	1:25.759	1:24.703	1:26.146	1:32.996	2:18.549	<u>1:23.940</u>	1:30.551
87	Zac LEVY (QLD)	1:26.575	1:25.879	<u>1:25.589</u>	1:35.055	3:13.432	1:27.137	1:25.610	1:36.361	2:34.393	1:27.103
	10	1:26.143	1:52.120								
93	Drew SELLS (VIC)	1:28.019	1:27.643	1:27.347	1:36.453	2:51.338	1:28.489	1:27.704	1:27.754	1:29.122	1:27.847
	10	1:27.995	<u>1:26.788</u>	2:17.098							
97	Peter NERLICH (VIC)	1:31.702	1:30.481	1:32.347	<u>1:29.082</u>	1:30.188	1:31.878	1:29.853	1:30.492	1:29.372	1:29.574
	10	1:29.514	1:32.990	1:29.733	1:46.395						
115	Rogan CHANDLER (NZ)	1:28.854	1:27.313	1:27.135	1:35.656	2:56.622	1:32.920	1:30.791	1:32.423	3:47.893	<u>1:26.568</u>
	10	2:13.853									
117	Zane FORD (NSW)	1:33.658	1:32.297	1:28.369	1:28.805	1:28.390	<u>1:27.636</u>	1:27.764	1:28.576	1:28.604	
151	Locky TAYLOR (QLD)	1:27.409	1:27.627	1:25.451	1:27.193	<u>1:24.217</u>	1:34.898	2:04.293	1:25.256	1:24.809	1:34.447
	10	2:24.979	1:24.704	2:10.774							
152	Danyon TURNER (QLD)	1:32.382	1:30.062	1:29.514	1:29.805	1:28.395	1:29.676	1:29.346	1:28.291	1:28.283	<u>1:28.245</u>
	10	1:28.762	1:28.663	1:28.561	2:09.757						
333	Yanni SHAW (NSW)	1:26.095	1:25.629	1:26.291	2:31.074	3:16.801	1:25.540	1:25.355	1:25.478	1:25.783	1:26.441
	10	<u>1:25.300</u>	2:02.007								
337	Gregory FARRELL (NSW)	1:31.220	1:31.871	1:31.561	1:31.866	1:31.370	1:32.690	1:31.260	1:40.862	3:03.386	1:30.689
	10	<u>1:30.178</u>	2:06.431								
355	Laura BROWN (NSW)	1:29.350	1:30.174	<u>1:27.753</u>	1:27.889	4:36.606	2:37.072	1:32.506	1:30.608	1:30.177	2:03.420
520	Shelby TURNER (QLD)	1:32.259	<u>1:31.776</u>	1:32.057	1:32.736	1:35.933	1:32.748	1:32.330	1:36.220	1:33.552	1:32.086
	10	1:33.161	1:32.218	2:22.535							

The results are provisional until the end of the time limit for protests and appeals.


 Chief Time Keeper - Scott Laing


 Clerk of Course - Tom Williams



Computime Race Timing Systems Pty Ltd © 1996
 Licensed to Computime Race Timing Systems

www.computime.com.au

COMPUTIME RACE TIMING SYSTEMS PTY LTD





ASBK.COM.AU f t i y

Round 5 : Morgan Park Raceway : August 25 - 27

HI-TEC BATTERIES AUSTRALIAN SUPERSPORT 300 CHAMPIONSHIP

Qualifying 2

Date: 26/08/17
 Event: Q07
 Weather: Sunny - 18.2C
 Track: Dry - Temp: 32.7C

Started at: 12:09:18
 Laps: 20 Min
 Starters: 38
 Printed at: 12:41

PROVISIONAL SPLIT TIMES

Lap	Split 1	Split 2	Split 3	Lap Time	Spd	Lap	Split 1	Split 2	Split 3	Lap Time	Spd
1 Brandon DEMMERY (NSW) (15th)						2	39.998	42.274	27.090	1:49.362	129
1	44.453	37.481	29.402	1:51.336		3	29.428	<u>29.662</u>	26.339	1:25.429	150
2	39.266	32.663	29.654	1:41.583	129	4	29.744	30.365	27.015	1:27.124	157
3	31.843	33.051	27.743	1:32.637	154	5	30.027	29.916	26.659	1:26.602	151
4	29.905	30.517	27.221	1:27.643	153	6	29.335	30.164	<u>26.141</u>	1:25.640	156
5	30.479	30.629	26.662	1:27.770	159	7	29.106	30.720	26.218	1:26.044	152
6	29.459	30.598	<u>26.181</u>	1:26.238	156	8	29.283	30.044	30.883	1:30.210 P	155
7	29.627	30.484	26.428	1:26.539	155	9	1:20.819	32.148	26.379	2:19.346	
8	29.575	30.764	35.048	1:35.387 P	158	10	29.081	30.168	26.199	1:25.448	151
9	1:13.712	32.214	26.480	2:12.406		11	<u>29.055</u>	30.664	27.213	1:26.932	153
10	<u>29.403</u>	30.398	26.213	<u>1:26.014</u>	154	12	29.352	29.710	26.320	<u>1:25.382</u>	152
11	29.580	30.290	26.309	1:26.179	155	13	42.385	30.849	26.420	1:39.654	154
12	29.947	<u>30.128</u>	26.392	1:26.467	155	14				1:50.000 P	
13	29.788	30.341	27.304	1:27.433	155						
14				2:09.042 P		15 Bronson PICKETT (WA) (25th)					
						1	40.303	33.225	27.961	1:41.489	
						2	31.730	31.202	27.235	1:30.167	149
						3	30.859	31.294	27.553	1:29.706	150
						4	30.376	31.104	27.315	1:28.795	147
						5	30.472	31.563	27.518	1:29.553	152
						6	30.323	30.845	27.157	1:28.325	149
						7	30.441	31.236	27.149	1:28.826	148
						8	31.323	32.560	27.623	1:31.506	148
						9	30.490	31.121	27.454	1:29.065	148
						10	<u>30.300</u>	33.403	34.933	1:38.636 P	146
						11	1:26.446	31.220	28.495	2:26.161	
						12	31.059	30.904	27.349	1:29.312	145
						13	30.418	<u>30.642</u>	<u>26.903</u>	<u>1:27.963</u>	151
						14				2:07.409 P	
						20 Hunter FORD (NSW) (17th)					
						1	38.912	32.615	27.858	1:39.385	
						2	31.001	30.547	27.399	1:28.947	149
						3	30.820	30.814	26.621	1:28.255	154
						4	29.855	30.477	26.532	1:26.864	155
						5	30.281	32.964	31.952	1:35.197 P	157
						6	1:17.666	36.305	29.570	2:23.541	
						7	30.391	32.618	28.289	1:31.298	145
						8	30.066	31.538	26.646	1:28.250	147
						9	<u>29.428</u>	<u>30.219</u>	26.682	<u>1:26.329</u>	150
						10	30.579	30.745	32.993	1:34.317 P	149
						11	1:52.192	30.961	27.500	2:50.653	
						12	29.622	30.380	<u>26.465</u>	1:26.467	148
14 Broc PEARSON (QLD) (10th)											
1	44.649	37.119	29.402	1:51.170							

Scott Laing
 Chief Time Keeper - Scott Laing

Tom Williams
 Clerk of Course - Tom Williams



Computime Race Timing Systems Pty Ltd © 1996
 Licensed to Computime Race Timing Systems

www.computime.com.au

COMPUTIME RACE TIMING SYSTEMS PTY LTD



ASBK.COM.AU f t i y

Round 5 : Morgan Park Raceway : August 25 - 27

HI-TEC BATTERIES AUSTRALIAN SUPERSPORT 300 CHAMPIONSHIP

Qualifying 2

Date: 26/08/17
 Event: Q07
 Weather: Sunny - 18.2C
 Track: Dry - Temp: 32.7C

Started at: 12:09:18
 Laps: 20 Min
 Starters: 38
 Printed at: 12:41

PROVISIONAL SPLIT TIMES

Lap	Split 1	Split 2	Split 3	Lap Time	Spd	Lap	Split 1	Split 2	Split 3	Lap Time	Spd
13				2:11.608 P		28 Tayla RELPH (QLD) (28th)					
						1	40.117	31.924	28.195	1:40.236	
						2	31.709	31.076	26.987	1:29.772	147
21 Jarred BROOK (QLD) (16th)						3	30.118	30.783	27.610	1:28.511	148
1	39.326	31.257	28.402	1:38.985		4	30.687	31.062	27.172	1:28.921	147
2	30.710	30.505	27.457	1:28.672	152	5	30.052	31.129	26.984	1:28.165	148
3	30.464	30.600	27.081	1:28.145	156	6	30.074	31.249	26.899	1:28.222	151
4	30.318	30.343	26.881	1:27.542	156	7	30.062	31.446	27.322	1:28.830	147
5	29.625	30.225	26.595	1:26.445	157	8	30.211	31.234	27.965	1:29.410	146
6	29.617	29.847	26.850	1:26.314	157	9	30.229	31.064	34.197	1:35.490 P	145
7	29.552	30.058	26.647	1:26.257	159	10	1:56.853	33.052	28.475	2:58.380	
8	29.954	30.095	27.475	1:27.524	158	11	30.570	30.883	27.068	1:28.521	144
9	29.480	30.183	26.830	1:26.493	153	12	30.192	31.143	27.073	1:28.408	146
10	29.585	30.100	26.747	1:26.432	153	13	30.171	31.163	26.869	1:28.203	148
11	29.451	29.931	26.642	1:26.024	153	14				2:10.884 P	
12	29.566	29.791	27.045	1:26.402	155	29 Billy VAN EERDE (NSW) (3rd)					
13	29.684	29.810	26.756	1:26.250	157	1	40.330	31.670	28.053	1:40.053	
14	29.255	29.901	26.971	1:26.127	156	2	30.737	29.843	27.080	1:27.660	144
15				1:48.532 P		3	29.926	29.438	27.716	1:27.080	161
22 Keegan PICKERING (NSW) (38th)						4	29.364	29.556	26.233	1:25.153	155
1	43.349	33.774	30.819	1:47.942		5	29.090	29.412	26.079	1:24.581	157
2	33.153	32.609	29.937	1:35.699	146	6	28.964	29.261	25.909	1:24.134	159
3	33.431	32.595	29.963	1:35.989	148	7	29.829	31.659	26.441	1:27.929	158
4	33.197	32.827	29.823	1:35.847	150	8	33.115	31.054	34.789	1:38.958 P	154
5	33.199	32.915	36.808	1:42.922 P	152	9	1:18.372	32.586	27.445	2:18.403	
6	1:27.017	33.685	30.047	2:30.749		10	31.975	30.329	26.643	1:28.947	147
7	33.319	32.857	29.632	1:35.808	152	11	32.852	31.963	27.672	1:32.487	152
8	33.337	33.011	29.795	1:36.143	153	12	29.705	29.533	26.590	1:25.828	156
9	33.260	32.697	29.614	1:35.571	151	13	29.997	30.253	26.614	1:26.864	160
10	33.055	32.319	29.584	1:34.958	148	14				1:54.059 P	
11	33.255	32.536	29.910	1:35.701	148	33 Reid BATTYE (NSW) (2nd)					
12	32.820	33.091	29.700	1:35.611	150	1	32.618	30.678	27.151	1:30.447	
13				2:19.621 P		2	29.333	30.095	26.114	1:25.542	157
24 Ben BRAMICH (VIC) (24th)						3	29.234	29.568	26.060	1:24.862	152
1	39.959	33.025	28.384	1:41.368		4	30.477	30.339	26.415	1:27.231	152
2	31.194	30.518	27.873	1:29.585	149	5	29.045	29.742	26.025	1:24.812	153
3	30.377	30.519	26.932	1:27.828	152	6	31.470	30.349	26.080	1:27.899	153
4	31.351	30.498	27.267	1:29.116	155	7	28.689	29.587	25.674	1:23.950	154
5	10:04.331	31.143	28.365	11:03.839	155	8	30.133	32.199	35.395	1:37.727 P	155
6	31.054	30.601	27.341	1:28.996	150	9	2:32.787	30.342	26.123	3:29.252	
7	30.725	30.423	27.451	1:28.599	157	10	29.570	29.783	25.885	1:25.238	153
8				2:15.999 P							

Scott Laing
 Chief Time Keeper - Scott Laing

Tom Williams
 Clerk of Course - Tom Williams



Computime Race Timing Systems Pty Ltd © 1996
 Licensed to Computime Race Timing Systems

www.computime.com.au

COMPUTIME RACE TIMING SYSTEMS PTY LTD



ASBK.COM.AU f t i y

Round 5 : Morgan Park Raceway : August 25 - 27

HI-TEC BATTERIES AUSTRALIAN SUPERSPORT 300 CHAMPIONSHIP

Qualifying 2

Date: 26/08/17
 Event: Q07
 Weather: Sunny - 18.2C
 Track: Dry - Temp: 32.7C

Started at: 12:09:18
 Laps: 20 Min
 Starters: 38
 Printed at: 12:41

PROVISIONAL SPLIT TIMES

Lap	Split 1	Split 2	Split 3	Lap Time	Spd	Lap	Split 1	Split 2	Split 3	Lap Time	Spd
11	29.127	29.597	26.072	1:24.796	155	9	1:19.248	33.438	26.462	2:19.148	
12	28.892	29.704	25.915	1:24.511	154	10		1:08.041	26.098	1:34.139	155
13	28.845	29.576	25.998	1:24.419	155	11	29.067	29.499	27.194	1:25.760	155
14				2:13.598 P		12	28.997	29.473	26.024	1:24.494	152
						13	28.715	30.007	25.731	1:24.453	155
						14				2:02.219 P	
34 Boyd HOCKING (VIC) (30th)						41 Max CROKER (NSW) (9th)					
1	46.334	36.601	29.053	1:51.988		1	45.570	32.045	35.921	1:53.536 P	
2	39.867	42.911	28.397	1:51.175	144	2	3:31.257	30.694	26.890	4:28.841	
3	30.376	30.608	28.249	1:29.233	146	3	29.483	29.600	26.287	1:25.370	160
4	30.383	30.912	27.903	1:29.198	147	4	29.310	1:19.801	27.270	2:16.381	163
5	30.604	30.728	30.938	1:32.270	148	5	29.574	29.846	26.312	1:25.732	157
6	32.177	31.249	28.052	1:31.478	140	6	29.461	30.823	26.539	1:26.823	159
7	30.303	30.686	27.867	1:28.856	147	7	32.404	30.206	27.686	1:30.296	152
8	30.305	30.520	27.633	1:28.458	148	8	34.853	31.141	1:00.983	2:06.977 P	115
9	31.805	35.356	28.076	1:35.237	148	9	1:50.293	42.484	33.155	3:05.932 P	
10	30.336	30.844	27.799	1:28.979	148						
11	30.347	30.372	30.380	1:31.099	148	44 Tom BRAMICH (VIC) (7th)					
12	37.862	30.627	37.941	1:46.430 P	97	1	34.034	30.839	28.050	1:32.923	
						2	30.756	30.410	26.924	1:28.090	149
35 Matt O'CONNELL (NSW) (37th)						3	29.581	29.983	26.855	1:26.419	152
1	47.974	37.331	30.625	1:55.930		4	29.245	30.069	26.452	1:25.766	152
2	33.501	33.146	29.537	1:36.184	137	5	29.232	29.950	26.713	1:25.895	152
3	32.178	32.447	28.916	1:33.541	140	6	29.353	29.899	26.226	1:25.478	153
4	31.550	32.366	29.298	1:33.214	143	7	35.866	31.779	36.892	1:44.537 P	154
5	32.837	32.340	29.359	1:34.536	142	8	1:06.169	29.972	26.207	2:02.348	
6	32.248	32.987	28.633	1:33.868	139	9	29.281	30.530	26.319	1:26.130	156
7	32.074	32.570	29.169	1:33.813	141	10	29.657	30.647	26.223	1:26.527	150
8	31.982	32.204	28.982	1:33.168	141	11	29.668	30.333	26.605	1:26.606	156
9	31.711	32.469	29.076	1:33.256	141	12	29.390	30.546	26.774	1:26.710	152
10	31.721	32.076	28.646	1:32.443	140	13	29.377	29.721	26.090	1:25.188	150
11	31.771	31.883	29.259	1:32.913	141	14	32.223	36.236	33.910	1:42.369 P	155
12	32.053	31.829	29.006	1:32.888	139						
13	31.610	32.121	2:18.451	3:22.182 P	144	48 Sharni PINFOLD (QLD) (27th)					
						1	44.837	32.612	28.989	1:46.438	
37 Jack MAHAFFY (VIC) (5th)						2	31.535	31.340	28.336	1:31.211	146
1	40.490	31.683	27.949	1:40.122		3	30.818	31.327	27.757	1:29.902	146
2	30.980	30.108	26.711	1:27.799	144	4	30.647	31.380	27.998	1:30.025	147
3	30.372	30.521	27.027	1:27.920	160	5	30.429	31.146	27.379	1:28.954	148
4	29.372	29.571	25.770	1:24.713	157	6	30.390	32.151	27.501	1:30.042	150
5	29.947	29.984	25.831	1:25.762	157	7	30.453	32.435	28.303	1:31.191	147
6	28.990	29.618	25.720	1:24.328	157	8	30.805	30.874	27.765	1:29.444	152
7	29.140	29.856	25.916	1:24.912	155						
8	34.385	31.172	35.708	1:41.265 P	154						

Scott Laing
 Chief Time Keeper - Scott Laing

Tom Williams
 Clerk of Course - Tom Williams



Computime Race Timing Systems Pty Ltd © 1996
 Licensed to Computime Race Timing Systems

www.computime.com.au

COMPUTIME RACE TIMING SYSTEMS PTY LTD



ASBK.COM.AU f t i y

Round 5 : Morgan Park Raceway : August 25 - 27

HI-TEC BATTERIES AUSTRALIAN SUPERSPORT 300 CHAMPIONSHIP

Qualifying 2

Date: 26/08/17
 Event: Q07
 Weather: Sunny - 18.2C
 Track: Dry - Temp: 32.7C

Started at: 12:09:18
 Laps: 20 Min
 Starters: 38
 Printed at: 12:41

PROVISIONAL SPLIT TIMES

Lap	Split 1	Split 2	Split 3	Lap Time	Spd	Lap	Split 1	Split 2	Split 3	Lap Time	Spd
9	30.386	31.022	27.333	1:28.741	147	12	30.595	30.840	27.909	1:29.344	146
10	30.358	30.979	26.975	1:28.312	149	13	30.949	31.417	28.147	1:30.513	148
11	30.547	30.413	27.131	1:28.091	151	14				1:46.825 P	
12	30.598	30.749	27.302	1:28.649	152	65 Jonah SITA (WA) (32th)					
13	30.461	30.979	27.199	1:28.639	153	1	42.737	32.074	28.152	1:42.963	
14	30.037	30.685	27.828	1:28.550	155	2	31.693	31.293	27.747	1:30.733	151
15				1:51.199 P		3	31.175	31.166	27.666	1:30.007	151
54 Jason WHITEHEAD (QLD) (33th)						4	31.131	31.352	27.608	1:30.091	150
1	44.545	32.819	28.788	1:46.152		5	31.604	31.574	27.799	1:30.977	151
2	31.555	31.829	28.266	1:31.650	144	6	31.811	32.807	27.534	1:32.152	153
3	31.334	31.022	27.753	1:30.109	141	7	31.461	31.061	27.878	1:30.400	146
4	30.988	31.349	28.446	1:30.783	148	8	32.307	31.256	27.591	1:31.154	146
57 Seth CRUMP (QLD) (11th)						9	30.917	31.025	27.652	1:29.594	153
1	36.434	33.947	28.747	1:39.128		10	31.366	37.705	43.997	1:53.068 P	150
2	30.846	30.494	27.219	1:28.559	151	66 Joel KELSO (NT) (13th)					
3	30.851	30.462	27.148	1:28.461	157	1	47.409	36.154	31.047	1:54.610	
4	30.092	30.430	26.823	1:27.345	159	2	35.644	32.757	29.737	1:38.138	143
5	29.722	30.126	26.465	1:26.313	161	3	31.845	31.737	27.861	1:31.443	150
6	29.239	29.689	26.538	1:25.466	161	4	30.521	30.872	27.464	1:28.857	150
7	29.630	29.891	26.919	1:26.440	154	5	30.886	30.523	26.983	1:28.392	153
8	29.350	29.897	27.565	1:26.812	159	6	29.701	31.277	26.721	1:27.699	158
9	29.501	32.579	26.743	1:28.823	155	7	30.761	30.900	34.959	1:36.620 P	153
10	29.368	30.459	26.806	1:26.633	157	8	1:55.832	30.907	27.452	2:54.191	
11	29.380	29.589	26.499	1:25.468	154	9	30.090	30.425	26.821	1:27.336	153
12	29.314	29.573	26.784	1:25.671	158	10	30.506	30.105	26.777	1:27.388	155
13	29.501	30.319	26.946	1:26.766	153	11	30.009	30.062	26.750	1:26.821	151
14	59.394	33.387	29.045	2:01.826	161	12	29.496	30.046	26.660	1:26.202	154
15				2:11.085 P		13	29.441	29.976	26.476	1:25.893	155
58 Mitch KUHNE (QLD) (21th)						14				2:17.270 P	
1	53.189	36.141	28.609	1:57.939		70 Troy RYAN (NSW) (35th)					
2	31.606	31.258	27.536	1:30.400	142	1	41.284	32.819	28.590	1:42.693	
3	30.491	31.150	28.030	1:29.671	145	2	31.639	31.760	28.249	1:31.648	146
4	30.410	31.155	27.064	1:28.629	146	3	31.400	31.319	28.568	1:31.287	150
5	34.727	31.052	27.371	1:33.150	148	4	31.940	31.964	29.087	1:32.991	147
6	30.061	30.594	26.839	1:27.494	150	5	31.501	31.644	28.099	1:31.244	151
7		1:12.072	27.301	1:39.373	148	6	31.070	31.657	28.807	1:31.534	151
8	30.640	31.174	27.132	1:28.946	147	7	31.703	32.180	28.355	1:32.238	145
9	30.345	30.997	27.074	1:28.416	147	8	31.078	31.460	28.543	1:31.081	149
10	30.290	31.363	28.171	1:29.824	146	9	31.264	32.094	28.334	1:31.692	148
11	30.530	30.616	27.137	1:28.283	143	10	31.096	31.219	28.127	1:30.442	147

Scott Laing
 Chief Time Keeper - Scott Laing

Tom Williams
 Clerk of Course - Tom Williams



Computime Race Timing Systems Pty Ltd © 1996
 Licensed to Computime Race Timing Systems

www.computime.com.au

COMPUTIME RACE TIMING SYSTEMS PTY LTD



ASBK.COM.AU f t i y

Round 5 : Morgan Park Raceway : August 25 - 27

HI-TEC BATTERIES AUSTRALIAN SUPERSPORT 300 CHAMPIONSHIP

Qualifying 2

Date: 26/08/17
 Event: Q07
 Weather: Sunny - 18.2C
 Track: Dry - Temp: 32.7C

Started at: 12:09:18
 Laps: 20 Min
 Starters: 38
 Printed at: 12:41

PROVISIONAL SPLIT TIMES

Lap	Split 1	Split 2	Split 3	Lap Time	Spd	Lap	Split 1	Split 2	Split 3	Lap Time	Spd
11	31.213	31.099	28.566	1:30.878	147	8	31.209	30.239	31.548	1:32.996 P	155
12	32.434	32.325	28.915	1:33.674	145	9	1:22.437	29.869	26.243	2:18.549	
13	30.818	31.480	28.225	1:30.523	148	10	28.732	29.457	25.751	1:23.940	152
14				2:05.234 P		11	29.018	29.857	31.676	1:30.551 P	156

71 Tommy EDWARDS (NSW) (14th)

87 Zac LEVY (QLD) (12th)

1	41.380	31.608	27.346	1:40.334	
2	31.045	30.041	26.940	1:28.026	153
3	30.479	30.263	27.234	1:27.976	155
4	29.626	30.118	26.551	1:26.295	156
5	29.782	30.069	26.242	1:26.093	150
6	29.675	30.706	26.719	1:27.100	155
7	29.264	29.924	26.706	1:25.894	153
8	30.904	30.366	35.180	1:36.450 P	150
9	1:16.005	32.584	27.336	2:15.925	
10	31.965	30.618	26.330	1:28.913	149
11	33.067	30.946	27.165	1:31.178	152
12	30.998	29.669	26.503	1:27.170	149
13	29.728	30.249	26.713	1:26.690	159
14				2:03.018 P	

1	35.383	30.435	27.464	1:33.282	
2	29.803	29.956	26.816	1:26.575	152
3	29.414	29.769	26.696	1:25.879	154
4	29.467	29.762	26.360	1:25.589	153
5	29.510	30.516	35.029	1:35.055 P	154
6	2:14.919	31.238	27.275	3:13.432	
7	30.007	30.311	26.819	1:27.137	152
8	29.303	29.684	26.623	1:25.610	154
9	31.914	31.506	32.941	1:36.361 P	153
10	1:35.594	31.353	27.446	2:34.393	
11	30.007	30.328	26.768	1:27.103	153
12	29.428	29.888	26.827	1:26.143	156
13				1:52.120 P	

83 Lachlan EPIS (NSW) (6th)

93 Drew SELLS (VIC) (19th)

1	31.821	30.969	27.102	1:29.892	
2	29.725	30.346	26.371	1:26.442	150
3	29.212	29.844	25.787	1:24.843	154
4	29.625	30.150	26.097	1:25.872	155
5	31.608	31.323	32.052	1:34.983 P	152
6	3:15.129	30.574	35.362	4:21.065 P	
7	2:11.399	32.359	26.175	3:09.933	
8	29.520	30.260	30.458	1:30.238	152
9	29.379	29.849	26.325	1:25.553	152
10	29.164	29.996	26.720	1:25.880	152
11	29.116	29.865	25.704	1:24.685	154
12				1:56.598 P	

1	32.152	31.377	27.468	1:30.997	
2	29.805	30.691	27.523	1:28.019	149
3	30.183	30.563	26.897	1:27.643	148
4	29.913	30.642	26.792	1:27.347	148
5	30.120	31.011	35.322	1:36.453 P	149
6	1:52.394	31.680	27.264	2:51.338	
7	30.355	30.771	27.363	1:28.489	148
8	29.941	30.694	27.069	1:27.704	149
9	29.855	30.565	27.334	1:27.754	150
10	30.189	30.553	28.380	1:29.122	148
11	30.161	30.665	27.021	1:27.847	149
12	30.446	30.597	26.952	1:27.995	149
13	29.539	30.340	26.909	1:26.788	153
14				2:17.098 P	

86 Oliver BAYLISS (QLD) (1st)

97 Peter NERLICH (VIC) (31th)

1	1:14.723	31.287	27.118	2:13.128	
2	29.592	30.066	26.527	1:26.185	150
3	29.344	29.646	27.150	1:26.140	153
4	29.253	30.103	26.285	1:25.641	152
5	29.332	29.873	26.554	1:25.759	155
6	29.031	29.867	25.805	1:24.703	155
7	28.903	29.750	27.493	1:26.146	157

1	43.037	32.494	28.147	1:43.678	
2	31.928	31.432	28.342	1:31.702	144
3	30.765	31.131	28.585	1:30.481	147
4	32.093	32.004	28.250	1:32.347	147
5	30.352	31.205	27.525	1:29.082	149
6	30.805	31.551	27.832	1:30.188	150

Scott Laing
 Chief Time Keeper - Scott Laing

Tom Williams
 Clerk of Course - Tom Williams



Computime Race Timing Systems Pty Ltd © 1996
 Licensed to Computime Race Timing Systems

www.computime.com.au

COMPUTIME RACE TIMING SYSTEMS PTY LTD





ASBK.COM.AU f t i y

Round 5 : Morgan Park Raceway : August 25 - 27

HI-TEC BATTERIES AUSTRALIAN SUPERSPORT 300 CHAMPIONSHIP

Qualifying 2

Date: 26/08/17
 Event: Q07
 Weather: Sunny - 18.2C
 Track: Dry - Temp: 32.7C

Started at: 12:09:18
 Laps: 20 Min
 Starters: 38
 Printed at: 12:41

PROVISIONAL SPLIT TIMES

Lap	Split 1	Split 2	Split 3	Lap Time	Spd	Lap	Split 1	Split 2	Split 3	Lap Time	Spd
7	31.078	31.657	29.143	1:31.878	149	7	29.174	31.847	33.877	1:34.898 P	155
8	31.064	31.259	27.530	1:29.853	149	8	1:08.018	29.921	26.354	2:04.293	
9	30.602	31.210	28.680	1:30.492	150	9	29.196	29.921	26.139	1:25.256	154
10	30.740	31.147	27.485	1:29.372	145	10	29.075	29.510	26.224	1:24.809	156
11	30.930	31.055	27.589	1:29.574	146	11	29.070	31.837	33.540	1:34.447 P	154
12	30.783	31.341	27.390	1:29.514	146	12	1:28.438	30.069	26.472	2:24.979	
13	30.939	33.566	28.485	1:32.990	149	13	28.975	29.463	26.266	1:24.704	159
14	30.387	31.355	27.991	1:29.733	148	14				2:10.774 P	
15				1:46.395 P							

115 Rogan CHANDLER (NZ) (18th)

1	34.781	31.108	27.626	1:33.515	
2	30.993	30.558	27.303	1:28.854	151
3	29.814	30.405	27.094	1:27.313	149
4	29.717	30.439	26.979	1:27.135	150
5	30.858	31.178	33.620	1:35.656 P	151
6	1:57.921	31.130	27.571	2:56.622	
7	32.494	32.642	27.784	1:32.920	143
8	30.096	33.688	27.007	1:30.791	151
9	30.336	30.726	31.361	1:32.423 P	151
10	2:50.450	30.298	27.145	3:47.893	
11	30.041	30.054	26.473	1:26.568	148
12				2:13.853 P	

152 Danyon TURNER (QLD) (29th)

1	45.062	32.652	30.446	1:48.160	
2	32.401	31.608	28.373	1:32.382	145
3	30.952	31.263	27.847	1:30.062	152
4	30.714	31.242	27.558	1:29.514	148
5	30.400	31.432	27.973	1:29.805	151
6	30.302	30.864	27.229	1:28.395	154
7	30.594	31.440	27.642	1:29.676	151
8	31.422	30.752	27.172	1:29.346	155
9	30.468	30.749	27.074	1:28.291	152
10	30.504	30.697	27.082	1:28.283	148
11	30.566	30.508	27.171	1:28.245	149
12	30.632	30.657	27.473	1:28.762	150
13	30.400	31.025	27.238	1:28.663	150
14	30.455	30.430	27.676	1:28.561	152
15				2:09.757 P	

117 Zane FORD (NSW) (22th)

1	47.686	39.129	32.757	1:59.572	
2	32.448	32.629	28.581	1:33.658	142
3	31.994	32.111	28.192	1:32.297	151
4	30.484	30.960	26.925	1:28.369	148
5	30.534	31.300	26.971	1:28.805	155
6	30.150	31.398	26.842	1:28.390	153
7	30.380	30.799	26.457	1:27.636	150
8	30.245	30.794	26.725	1:27.764	152
9	30.534	30.928	27.114	1:28.576	152
10	30.648	31.299	26.657	1:28.604	150

333 Yanni SHAW (NSW) (8th)

1	32.304	30.769	27.287	1:30.360	
2	29.625	30.211	26.259	1:26.095	151
3	29.365	29.651	26.613	1:25.629	157
4	29.658	30.122	26.511	1:26.291	150
5	1:27.082	31.887	32.105	2:31.074 P	155
6	2:19.671	30.425	26.705	3:16.801	
7	29.363	30.083	26.094	1:25.540	151
8	28.939	29.950	26.466	1:25.355	156
9	29.287	30.098	26.093	1:25.478	150
10	29.279	29.701	26.803	1:25.783	154
11	29.538	29.715	27.188	1:26.441	149
12	29.382	29.927	25.991	1:25.300	152
13				2:02.007 P	

151 Locky TAYLOR (QLD) (4th)

1	40.988	31.685	27.351	1:40.024	
2	30.160	30.012	27.237	1:27.409	156
3	29.962	29.658	28.007	1:27.627	152
4	29.326	29.893	26.232	1:25.451	155
5	29.877	30.956	26.360	1:27.193	156
6	28.870	29.278	26.069	1:24.217	156

337 Gregory FARRELL (NSW) (34th)

1	34.927	31.996	28.470	1:35.393	
---	--------	--------	--------	----------	--

Scott Laing
 Chief Time Keeper - Scott Laing

Tom Williams
 Clerk of Course - Tom Williams



Computime Race Timing Systems Pty Ltd © 1996
 Licensed to Computime Race Timing Systems

www.computime.com.au

COMPUTIME RACE TIMING SYSTEMS PTY LTD





ASBK.COM.AU f t i y

Round 5 : Morgan Park Raceway : August 25 - 27

HI-TEC BATTERIES AUSTRALIAN SUPERSPORT 300 CHAMPIONSHIP

Qualifying 2

Date: 26/08/17
 Event: Q07
 Weather: Sunny - 18.2C
 Track: Dry - Temp: 32.7C

Started at: 12:09:18
 Laps: 20 Min
 Starters: 38
 Printed at: 12:41

PROVISIONAL SPLIT TIMES

Lap	Split 1	Split 2	Split 3	Lap Time	Spd	Lap	Split 1	Split 2	Split 3	Lap Time	Spd
2	31.588	31.657	27.975	1:31.220	144	9	31.152	31.433	28.023	1:30.608	149
3	31.351	32.070	28.450	1:31.871	146	10	30.861	31.153	28.163	1:30.177	150
4	31.927	31.415	28.219	1:31.561	148	11	43.170	36.151	44.099	2:03.420 P	151
5	31.378	31.820	28.668	1:31.866	147	520 Shelby TURNER (QLD) (36th)					
6	31.444	31.631	28.295	1:31.370	148	1	45.399	32.528	30.257	1:48.184	
7	32.361	32.133	28.196	1:32.690	144	2	31.918	31.960	28.381	1:32.259	150
8	31.004	31.664	28.592	1:31.260	145	3	31.802	31.653	28.321	1:31.776	150
9	31.403	31.438	38.021	1:40.862 P	143	4	31.491	32.014	28.552	1:32.057	149
10	2:03.273	31.898	28.215	3:03.386		5	31.985	32.350	28.401	1:32.736	149
11	31.567	31.043	28.079	1:30.689	144	6	32.798	34.495	28.640	1:35.933	152
12	30.730	31.225	28.223	1:30.178	149	7	31.930	32.172	28.646	1:32.748	147
13				2:06.431 P		8	31.577	31.875	28.878	1:32.330	146
355 Laura BROWN (NSW) (23th)						9	32.599	32.865	30.756	1:36.220	145
1	38.382	31.735	28.193	1:38.310		10	32.502	32.488	28.562	1:33.552	149
2	31.018	30.738	27.594	1:29.350	149	11	31.507	32.265	28.314	1:32.086	147
3	31.412	31.144	27.618	1:30.174	153	12	31.915	32.614	28.632	1:33.161	145
4	30.237	30.381	27.135	1:27.753	153	13	31.710	32.020	28.488	1:32.218	145
5	30.169	30.617	27.103	1:27.889	154	14				2:22.535 P	
6	29.877	3:28.856	37.873	4:36.606 P	155						
7	1:33.344	34.510	29.218	2:37.072							
8	31.749	31.706	29.051	1:32.506	147						

The results are provisional until the end of the time limit for protests and appeals.

Scott Laing
 Chief Time Keeper - Scott Laing

Tom Williams
 Clerk of Course - Tom Williams



Computime Race Timing Systems Pty Ltd © 1996
 Licensed to Computime Race Timing Systems

www.computime.com.au

COMPUTIME RACE TIMING SYSTEMS PTY LTD



ASBK.COM.AU f t i y

Round 5 : Morgan Park Raceway : August 25 - 27

HI-TEC BATTERIES AUSTRALIAN SUPERSPORT 300 CHAMPIONSHIP

Qualifying 2

Date: 26/08/17
 Event: Q07
 Weather: Sunny - 18.2C
 Track: Dry - Temp: 32.7C

Started at: 12:09:18
 Laps: 20 Min
 Starters: 38
 Printed at: 12:41

PROVISIONAL FASTEST LAPS SEQUENCE

Race Time	No	Name	Machine	Fastest Lap	On Lap
2:55.989	33	Reid BATTYE (NSW)	Kawasaki EX 300	1:25.542	1
4:20.851	33	Reid BATTYE (NSW)	Kawasaki EX 300	1:24.862	2
4:21.177	83	Lachlan EPIS (NSW)	Kawasaki EX 300	1:24.843	2
6:00.554	37	Jack MAHAFFY (VIC)	Yamaha R3 321	1:24.713	3
7:24.527	29	Billy VAN EERDE (NSW)	KTM RC 390	1:24.581	4
8:48.661	29	Billy VAN EERDE (NSW)	KTM RC 390	1:24.134	5
10:04.743	33	Reid BATTYE (NSW)	Kawasaki EX 300	1:23.950	6
16:03.187	86	Oliver BAYLISS (QLD)	Kawasaki EX 300	1:23.940	9

The results are provisional until the end of the time limit for protests and appeals.

Scott Laing
 Chief Time Keeper - Scott Laing

Tom Williams
 Clerk of Course - Tom Williams



Computime Race Timing Systems Pty Ltd © 1996
 Licensed to Computime Race Timing Systems

www.computime.com.au

COMPUTIME RACE TIMING SYSTEMS PTY LTD



ASBK.COM.AU f t i y

Round 5 : Morgan Park Raceway : August 25 - 27

HI-TEC BATTERIES AUSTRALIAN SUPERSPORT 300 CHAMPIONSHIP

Qualifying 2

Date: 26/08/17
 Event: Q07
 Weather: Sunny - 18.2C
 Track: Dry - Temp: 32.7C

Started at: 12:09:18
 Laps: 20 Min
 Starters: 38
 Printed at: 12:41

PROVISIONAL BEST PARTIAL TIMES

Pos	Split 1		Split 2		Split 3		LAP		Ideal	Fastest
	Name	Time	Name	Time	Name	Time	Name	Time		
1	R. BATTYE	28.689	B. VAN EERDE	29.261	R. BATTYE	25.674	J. MAHAFFY	1:23.908	1:24.328	
2	J. MAHAFFY	28.715	L. TAYLOR	29.278	L. EPIS	25.704	R. BATTYE	1:23.931	1:23.950	
3	O. BAYLISS	28.732	O. BAYLISS	29.457	J. MAHAFFY	25.720	O. BAYLISS	1:23.940	1:23.940	
4	L. TAYLOR	28.870	J. MAHAFFY	29.473	O. BAYLISS	25.751	B. VAN EERDE	1:24.134	1:24.134	
5	Y. SHAW	28.939	R. BATTYE	29.568	B. VAN EERDE	25.909	L. TAYLOR	1:24.217	1:24.217	
6	B. VAN EERDE	28.964	S. CRUMP	29.573	Y. SHAW	25.991	Y. SHAW	1:24.581	1:25.300	
7	B. PEARSON	29.055	M. CROKER	29.600	L. TAYLOR	26.069	L. EPIS	1:24.664	1:24.685	
8	L. EPIS	29.116	Y. SHAW	29.651	T. BRAMICH	26.090	B. PEARSON	1:24.858	1:25.382	
9	T. BRAMICH	29.232	B. PEARSON	29.662	B. PEARSON	26.141	T. BRAMICH	1:25.043	1:25.188	
10	S. CRUMP	29.239	T. EDWARDS	29.669	B. DEMMERY	26.181	T. EDWARDS	1:25.175	1:25.894	
11	J. BROOK	29.255	Z. LEVY	29.684	T. EDWARDS	26.242	M. CROKER	1:25.197	1:25.370	
12	T. EDWARDS	29.264	T. BRAMICH	29.721	M. CROKER	26.287	S. CRUMP	1:25.277	1:25.466	
13	Z. LEVY	29.303	J. BROOK	29.791	Z. LEVY	26.360	Z. LEVY	1:25.347	1:25.589	
14	M. CROKER	29.310	L. EPIS	29.844	Z. FORD	26.457	J. BROOK	1:25.641	1:26.024	
15	B. DEMMERY	29.403	J. KELSO	29.976	S. CRUMP	26.465	B. DEMMERY	1:25.712	1:26.014	
16	H. FORD	29.428	R. CHANDLER	30.054	H. FORD	26.465	J. KELSO	1:25.893	1:25.893	
17	J. KELSO	29.441	B. DEMMERY	30.128	R. CHANDLER	26.473	H. FORD	1:26.112	1:26.329	
18	D. SELLS	29.539	H. FORD	30.219	J. KELSO	26.476	R. CHANDLER	1:26.244	1:26.568	
19	R. CHANDLER	29.717	W. NOWLAND	30.315	J. BROOK	26.595	D. SELLS	1:26.671	1:26.788	
20	L. BROWN	29.877	C. O'BRIEN	30.315	W. NOWLAND	26.759	W. NOWLAND	1:27.011	1:27.133	
21	W. NOWLAND	29.937	D. SELLS	30.340	D. SELLS	26.792	Z. FORD	1:27.116	1:27.636	
22	B. BRAMICH	30.003	B. HOCKING	30.372	M. KUHNE	26.839	B. BRAMICH	1:27.358	1:27.828	
23	S. PINFOLD	30.037	L. BROWN	30.381	T. RELPH	26.869	L. BROWN	1:27.361	1:27.753	
24	T. RELPH	30.052	S. PINFOLD	30.413	B. PICKETT	26.903	S. PINFOLD	1:27.425	1:28.091	
25	M. KUHNE	30.061	B. BRAMICH	30.423	B. BRAMICH	26.932	M. KUHNE	1:27.494	1:27.494	
26	Z. FORD	30.150	D. TURNER	30.430	S. PINFOLD	26.975	T. RELPH	1:27.704	1:28.165	
27	C. O'BRIEN	30.292	Z. FORD	30.509	D. TURNER	27.074	D. TURNER	1:27.806	1:28.245	
28	B. PICKETT	30.300	M. KUHNE	30.594	L. BROWN	27.103	B. PICKETT	1:27.845	1:27.963	
29	D. TURNER	30.302	B. PICKETT	30.642	C. O'BRIEN	27.265	C. O'BRIEN	1:27.872	1:28.033	
30	B. HOCKING	30.303	T. RELPH	30.783	P. NERLICH	27.390	B. HOCKING	1:28.308	1:28.458	
31	P. NERLICH	30.352	J. WHITEHEAD	31.022	J. SITA	27.534	P. NERLICH	1:28.797	1:29.082	
32	G. FARRELL	30.730	J. SITA	31.025	B. HOCKING	27.633	J. SITA	1:29.476	1:29.594	
33	T. RYAN	30.818	G. FARRELL	31.043	J. WHITEHEAD	27.753	G. FARRELL	1:29.748	1:30.178	
34	J. SITA	30.917	P. NERLICH	31.055	G. FARRELL	27.975	J. WHITEHEAD	1:29.763	1:30.109	
35	J. WHITEHEAD	30.988	T. RYAN	31.099	T. RYAN	28.099	T. RYAN	1:30.016	1:30.442	
36	S. TURNER	31.491	S. TURNER	31.653	S. TURNER	28.314	S. TURNER	1:31.458	1:31.776	
37	M. O'CONNELL	31.550	M. O'CONNELL	31.829	M. O'CONNELL	28.633	M. O'CONNELL	1:32.012	1:32.443	
38	K. PICKERING	32.820	K. PICKERING	32.319	K. PICKERING	29.584	K. PICKERING	1:34.723	1:34.958	

The results are provisional until the end of the time limit for protests and appeals.

Scott Laing
 Chief Time Keeper - Scott Laing

Tom Williams
 Clerk of Course - Tom Williams



Computime Race Timing Systems Pty Ltd © 1996
 Licensed to Computime Race Timing Systems

www.computime.com.au

COMPUTIME RACE TIMING SYSTEMS PTY LTD





ASBK.COM.AU f t i y

Round 5 : Morgan Park Raceway : August 25 - 27

HI-TEC BATTERIES AUSTRALIAN SUPERSPORT 300 CHAMPIONSHIP

Overall Qualifying

PROVISIONAL MERGED CLASSIFICATION

Date: 26/08/17

Printed at: 12:41

Pos	No	Gr	Name	Class	Machine	Event Q01	Event Q07	Fastest Lap
1	86	J	Oliver BAYLISS (QLD) / Cube Racing / Australian Outdoor Living / Motul / Pirelli / Sprint Filter	U300	Kawasaki EX 300	1:24.984	1:23.940	1:23.940
2	33	J	Reid BATTYE (NSW) / Bcperformance Junior Team / Landscapesupplies.com.au / IPONE	U300	Kawasaki EX 300	1:24.956	1:23.950	1:23.950
3	29	J	Billy VAN EERDE (NSW) / KTM Aust. / Hunter Valley M'cycles / Chris Watson M'cycles	O300	KTM RC 390	1:24.782	1:24.134	1:24.134
4	151	C	Lucky TAYLOR (QLD) / LTR Racing / Fitness2Podium / Lki Brand / ART Ridedynamics / TC Tipers	O300	Yamaha R3 321	1:25.634	1:24.217	1:24.217
5	37	J	Jack MAHAFFY (VIC) / JDS Moto / Eastern Security Doors / JLT Insurance / TelMe Fleet / SignPro	O300	Yamaha R3 321	1:24.964	1:24.328	1:24.328
6	83	C	Lachlan EPIS (NSW) / NextGen Motorsports / ResponseRE / Blue Tongue Finance	U300	Kawasaki EX 300	1:25.396	1:24.685	1:24.685
7	14	B	Broc PEARSON (QLD) / Yamaha / YRD / Maxima Oils / World Gym / Kabuto / Pirelli Tyres	O300	Yamaha R3 321	1:24.896	1:25.382	1:24.896
8	87	A	Zac LEVY (QLD) / Tahli Passeri / Puma RV's / Hannay Lawyers / RaceArt Aust / Kabuto Helmets	O300	Yamaha R3 321	1:25.032	1:25.589	1:25.032
9	44	C	Tom BRAMICH (VIC) / Ron Angel Classic Racing / Nolan Helmets / YRD / Ricondi / BoardPro	O300	Yamaha R3 321	1:26.152	1:25.188	1:25.188
10	333	B	Yanni SHAW (NSW) / Bcperformance Junior Team / Landscapesupplies.com.au / IPONE	U300	Kawasaki EX 300	1:26.083	1:25.300	1:25.300
11	41	A	Max CROKER (NSW) / KTM Aust. / Nolan Helmets / Bridgestone / Ron Angel Classic Racing	O300	KTM RC 390	1:30.905	1:25.370	1:25.370
12	57	J	Seth CRUMP (QLD) / Jason Crump / \$roCK Oil / KTM Brisbane / Bell / Alpinestars	O300	KTM RC 390	1:26.623	1:25.466	1:25.466
13	23		Corey BRIFFA (NSW) / Alex Cudlin M'sport / St Phillips Christian College Cessnock	O300	Yamaha R3 321	1:25.708		1:25.708
14	66	J	Joel KELSO (NT) / Deborah Motorsports / Mum / The Grinning Dingo / West Sliders	O300	Yamaha R3 321	1:26.075	1:25.893	1:25.893
15	71	J	Tommy EDWARDS (NSW) / Alpinestars / Yamaha Aust. / Repsol / Bell / Dunlop / Nautical Pools	O300	Yamaha R3 321	1:25.918	1:25.894	1:25.894
16	1	A	Brandon DEMMERY (NSW) / Deborah M'sports / Yamaha YRD / Dunlop / RescomErebus Academy	O300	Yamaha R3 321	1:27.142	1:26.014	1:26.014
17	21	A	Jarred BROOK (QLD) / KTM Aust. / Wide Bay M'cycles / Shoei Helmets / Motul / Pirelli / Shark	O300	KTM RC 390	1:26.281	1:26.024	1:26.024
18	20	B	Hunter FORD (NSW) / Ford Brothers Racing / Huntingtons NSW / Hunter Bikers Events / Bell	O300	Yamaha R3 321	1:26.503	1:26.329	1:26.329
19	115		Rogan CHANDLER (NZ) / Acid Racing / Race Centre / Mum & Dad / Dimond Design	O300	Yamaha R3 321	1:28.169	1:26.568	1:26.568
20	93	B	Drew SELLS (VIC) / Race Centre / Oilee Racing / Peter Stevens Motorcycles / Rubic	U300	Kawasaki EX 300	1:27.900	1:26.788	1:26.788

Scott Laing
Chief Time Keeper - Scott Laing

Tom Williams
Clerk of Course - Tom Williams



Computime Race Timing Systems Pty Ltd © 1996
Licensed to Computime Race Timing Systems

www.computime.com.au

COMPUTIME RACE TIMING SYSTEMS PTY LTD





ASBK.COM.AU f t i y

Round 5 : Morgan Park Raceway : August 25 - 27

HI-TEC BATTERIES AUSTRALIAN SUPERSPORT 300 CHAMPIONSHIP

Overall Qualifying

PROVISIONAL MERGED CLASSIFICATION

Date: 26/08/17

Printed at: 12:41

Pos	No	Gr	Name	Class	Machine	Event Q01	Event Q07	Fastest Lap
21	12	A	Warwick NOWLAND (NSW) / WNR / Motul / Draggin Jeans / Obvious	U300	Kawasaki EX 300	1:27.526	1:27.133	1:27.133
22	58		Mitch KUHNE (QLD) / Shark Leathers / Airoh Helmets / Lucas Oils	O300	Yamaha R3 321	1:28.055	1:27.494	1:27.494
23	117	J	Zane FORD (NSW) / Ford Brothers Racing / Huntingtons NSW / Hunter Bikers Events / Earmold	U300	Kawasaki EX 300	1:28.517	1:27.636	1:27.636
24	355	C	Laura BROWN (NSW) / Ricondi / Draggin Jeans / Shark Helmets / Falco Motorcycle Boots / WNR	U300	Kawasaki EX 300	1:27.987	1:27.753	1:27.753
25	24		Ben BRAMICH (VIC) / Ron Angel Classic Racing / Nolan Helmets / Yamaha YRD / Ricondi	O300	Yamaha R3 321	1:27.799	1:27.828	1:27.799
26	15	J	Bronson PICKETT (WA) / Pete's Harley & Dyno Serv. / M&B Garden Bags / M&B Rubbish Disposals	U300	Kawasaki EX 300	1:28.646	1:27.963	1:27.963
27	10	J	Callum O'BRIEN (WA) / Clean Ride Racing	O300	KTM RC 390	1:29.947	1:28.033	1:28.033
28	48		Sharni PINFOLD (QLD) / Shark Leathers / A1 Race Paint / Northstar Yamaha / Nolan X-Lite Helmets	O300	Yamaha R3 321	1:29.996	1:28.091	1:28.091
29	28	C	Tayla RELPH (QLD) / Motorcycle Sportsmen / Earmould Aust / NorthStar Yamaha / Pirelli	O300	Yamaha R3 321		1:28.165	1:28.165
30	152		Danyon TURNER (QLD) / 52 Motorsports / Brisbane M-cycles	O300	Yamaha R3 321	1:29.500	1:28.245	1:28.245
31	34		Boyd HOCKING (VIC) / DPH Motorsport Yamaha	O300	Yamaha R3 321	1:29.174	1:28.458	1:28.458
32	97	J	Peter NERLICH (VIC) / TCN Racing / Bill Nerlich / BART	U300	Kawasaki EX 300	1:30.460	1:29.082	1:29.082
33	131	D	Ross BEAMES (QLD) / Jennifer Beanes	O300	Yamaha R3 321	1:29.397		1:29.397
34	65	C	Jonah SITA (WA) / Flashpoint Motorsport / Michael Sita	O300	Yamaha R3 321	1:33.762	1:29.594	1:29.594
35	54		Jason WHITEHEAD (QLD) / Emma	U300	Kawasaki EX 300	1:31.005	1:30.109	1:30.109
36	337	C	Gregory FARRELL (NSW) / Bcperformance / Landscapesupplies.com.au	U300	Kawasaki EX 300	1:31.300	1:30.178	1:30.178


Number of Qualifiers: 36


Non-qualifiers

37	70	J	Troy RYAN (NSW) / Taree Motorcycles	O300	Yamaha R3 321	1:31.820	1:30.442	1:30.442
38	520		Shelby TURNER (QLD) / Pro Cycle Dyno / M-cycle Exhaust Professionals / KFM Smash Repairs	U300	Kawasaki EX 300	1:33.502	1:31.776	1:31.776
39	35	D	Matt O'CONNELL (NSW) / AMCN / Pirelli / YMF / Fred Gassit Yukkarn	O300	Yamaha R3 321	1:33.123	1:32.443	1:32.443
40	22	D	Keegan PICKERING (NSW) / Maroochydore Beach Motel / Earmould Aust / West Sliders	U300	Kawasaki EX 300	1:37.036	1:34.958	1:34.958

*** ALL RIDERS QUALIFY BUT MAXIMUM GRID LIMIT OF 36. POSITIONS 37 - 40 TO BE HELD AS RESERVES ***

The results are provisional until the end of the time limit for protests and appeals.


Chief Time Keeper - Scott Laing


Clerk of Course - Tom Williams



Computime Race Timing Systems Pty Ltd © 1996
Licensed to Computime Race Timing Systems

www.computime.com.au

COMPUTIME RACE TIMING SYSTEMS PTY LTD





ASBK.COM.AU f t i y

Round 5 : Morgan Park Raceway : August 25 - 27

HI-TEC BATTERIES AUSTRALIAN SUPERSPORT 300 CHAMPIONSHIP

EVENTS 2, 5, & 13

PROVISIONAL MERGED GRID SHEET

Date: 26/08/17

Printed at: 12:41



1	86	1 O. BAYLISS 1:23.940	33	2 R. BATTYE 1:23.950	29	3 B. VAN EERDE 1:24.134
2	151	4 L. TAYLOR 1:24.217	37	5 J. MAHAFFY 1:24.328	83	6 L. EPIS 1:24.685
3	14	7 B. PEARSON 1:24.896	87	8 Z. LEVY 1:25.032	44	9 T. BRAMICH 1:25.188
4	333	10 Y. SHAW 1:25.300	41	11 M. CROKER 1:25.370	57	12 S. CRUMP 1:25.466
5	23	13 C. BRIFFA 1:25.708	66	14 J. KELSO 1:25.893	71	15 T. EDWARDS 1:25.894
6	1	16 B. DEMMERY 1:26.014	21	17 J. BROOK 1:26.024	20	18 H. FORD 1:26.329
7	115	19 R. CHANDLER 1:26.568	93	20 D. SELLS 1:26.788	12	21 W. NOWLAND 1:27.133
8	58	22 M. KUHNE 1:27.494	117	23 Z. FORD 1:27.636	355	24 L. BROWN 1:27.753
9	24	25 B. BRAMICH 1:27.799	15	26 B. PICKETT 1:27.963	10	27 C. O'BRIEN 1:28.033

Scott Laing
Chief Time Keeper - Scott Laing

Tom Williams
Clerk of Course - Tom Williams



Computime Race Timing Systems Pty Ltd © 1996
Licensed to Computime Race Timing Systems

www.computime.com.au

COMPUTIME RACE TIMING SYSTEMS PTY LTD





ASBK.COM.AU f t i y

Round 5 : Morgan Park Raceway : August 25 - 27

HI-TEC BATTERIES AUSTRALIAN SUPERSPORT 300 CHAMPIONSHIP EVENTS 2, 5, & 13

PROVISIONAL MERGED GRID SHEET

Date: 26/08/17

Printed at: 12:41

10	28	29	30
48	S. PINFOLD 1:28.091	28	T. RELPH 1:28.165
			152
			D. TURNER 1:28.245
11	31	32	33
34	B. HOCKING 1:28.458	97	P. NERLICH 1:29.082
			131
			R. BEAMES 1:29.397
12	34	35	36
65	J. SITA 1:29.594	54	J. WHITEHEAD 1:30.109
			337
			G. FARRELL 1:30.178

*** ALL RIDERS QUALIFY BUT MAXIMUM GRID LIMIT OF 36. POSITIONS 37 - 40 TO BE HELD AS RESERVES ***

The results are provisional until the end of the time limit for protests and appeals.

Scott Laing
Chief Time Keeper - Scott Laing

Tom Williams
Clerk of Course - Tom Williams



Computime Race Timing Systems Pty Ltd © 1996
Licensed to Computime Race Timing Systems

www.computime.com.au

COMPUTIME RACE TIMING SYSTEMS PTY LTD

